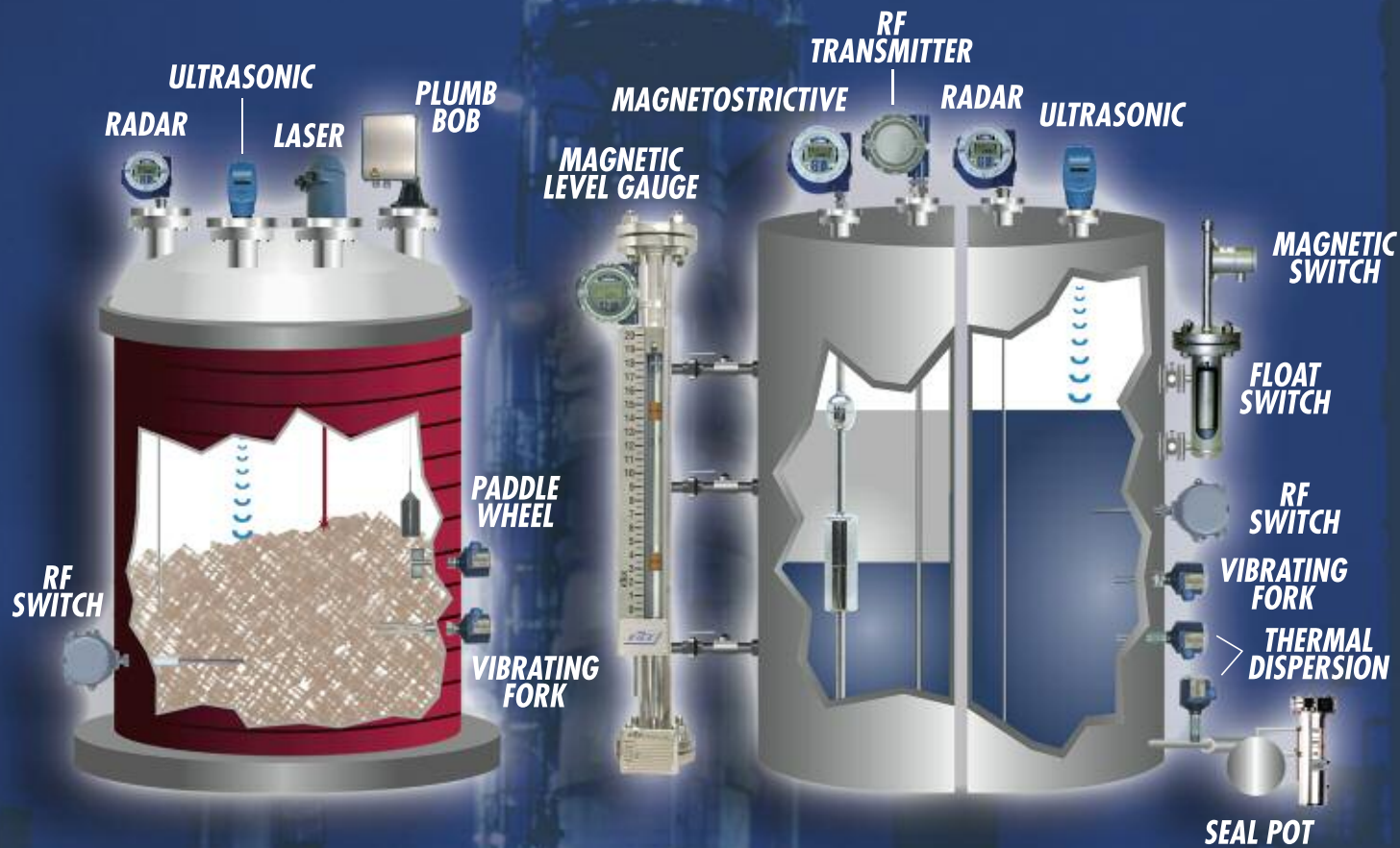


Solid and Liquid Level Solutions



KM26 MAGNETIC LIQUID LEVEL GAUGE & ACCESSORIES



18321 SWAMP ROAD • PRAIRIEVILLE, LA 70769
 PHONE: (1)225-673-6100 • TOLL FREE: 800-735-5835 • FAX: (1)225-673-2525
 VISIT OUR WEBSITE: www.ktekcorp.com • e-mail: sales@ktekcorp.com

REPRESENTED LOCALLY BY:

**TOTAL, INTERFACE OR
 TOTAL & INTERFACE LEVEL**

The Direction in Level Detection!



Features:

- Highly Visible Level Indication with No Process Fluid in Contact with the Glass
- All Construction In-House by Code Certified Welders
- Float Designed and Weighted for Maximum Accuracy
- Transmitter and Switch Options Which Can be Installed, Adjusted and Maintained with No Process Interruption
- Safe for Corrosive, Flammable, Toxic, High Temperature and High Pressure Applications
- Rugged Design - Low or No Maintenance

Available Materials:

- Stainless Steel - 304/304L, 316/316L, 321, 347, 904L
- Alloy 20
- Hastelloy - B3, C-276
- Incoloy 600, 825
- Aluminum
- Titanium
- Teflon Coated Stainless Steel
- Fiberglass - Epoxy or Vinyl Ester Resin
- PVC, CPVC, Kynar
- Polypropylene
- Zirconium
- For Other Materials Consult Factory

Process Capabilities:

- Full Vacuum to 4,500 PSIG (316 kg/cm²)
- -320 to 1000°F / -195 to 538° C
- 0.25 Specific Gravity
- All Liquid Viscosity
- Interfaces as Low as .03▲SG

Certifications:

- ANSI/ASME B31.1, B31.3
- ASME Code "S," "U," "UM"
- NACE MR0175
- Canadian Registration Number (CRN)
- Marine & Industrial Type Approval for High Pressure Boilers (New Zealand)

Features That Make the K-TEK KM26 Magnetic Liquid Level Gauge Superior to the Competition:

Extruded Process Connections

K-TEK offers extruded connections for the process connections on most chambers. The extrusion process benefits include:

- Stronger Connections
- Eliminates the Need of Post Weld Straightening
- Provides Full Bore Process Connection
- Eliminates "Sink-In" Distortion that Interferes with Float Movement
- Improves Quality, Operation and Reliability
- Additional Connections Can Be Extruded for Level Switches, Pressure Switches, Pressure Transmitters, etc.
- Meets ANSI B31.1, B31.3, and Section VIII - Div. 1
- The Weld Does Not Protrude into the Chamber



Extruded Outlets are Available in a Variety of Materials Including:

- All Stainless Steel
- Alloy 20
- Hastelloy
- Sizes Depend on Material Typically 1", 1-1/2" and 2"

16 QuickShip™ Models Available



KM26 Magnetic Liquid Level Gauge - Switch Options


No Contact with Process Fluids



▲ MS30EX Electric Switch

Same Specifications as MS30 Except as Follows:

- Housing: 316 SS and Copper Free Aluminum, NEMA 4 (Type 4)
- Hazardous Area Rating: FM Approved and CSA Certified
- Intrinsically Safe Class I, Division I, Groups A-G
- Explosion Proof: Class I, Division I, Groups C and D



▲ MS30 Electric Switch

- Switch Type: Hermetically Sealed, Magnetically Biased, Bistable Reed Switch SPDT
- Contact Ratings: 250 VAC, 1 AMP, 250 VA, Resistive; 250 VDC, 1 AMP, 250 W, Resistive
- Operating Temperature: -40 to 300°F; Process Temperatures to 800°F with Special Mounting and Insulation Options
- Housing: 316 SS, NEMA 4X (Type 4X)
- Hazardous Area Rating: FM Approved and CSA Certified
- Intrinsically Safe Class I, Division I, Groups A-G
- Non-incendive Class I, Division 2, Groups A-D
- Cenelec Certified Option: Flameproof-EEEx d IIC T6 Intrinsically Safe-EEEx ia IIC T6



◀ PS35 Pneumatic Switch

- Supply Pressure: 15 to 100 PSIG
- Flow Rate: 22SCFM at 100 PSIG
- Air Consumption: 0.10 SCFM at 100 PSIG
- Operating Temperature: 212°F Maximum; Process Temperatures to 750°F with Special Mounting and Insulation Options
- Housing: NEMA 4X SS

MS40 Electric Switch

- Switch Type: CAM Driven Snap Action Bistable Switch; DPDT
- Contact Ratings: 10 AMP Resistive, 1/4 HP at 125 or 250 VAC; 1/2 AMP at 125 VDC, 1/4 AMP at 250 VDC; Lamp Load Rating: 3 AMP at 125 VAC
- Operating Temperature: -60 to 304°F, Process Temperatures to 800°F with Special Mounting and Insulation Options
- Housing: 316 SS, NEMA 4X (Type 4X)
- Hazardous Area Rating: FM Approved and CSA Certified
- Intrinsically Safe Class I, Division I, Groups A-G
- Class II, Division I, Groups E,F,G



◀ MS40EX Electric Switch

Same Specifications as MS40 Except as Follows:

- Housing: 316 SS and Copper Free Aluminum, NEMA 4 (Type 4)
- Hazardous Area Rating: FM Approved and CSA Certified
- Intrinsically Safe: Class I, Division I, Groups A-G
- Explosion Proof: MS-40EX--Class I, Division 1, Groups C and D



◀ MS41 Electric Switch (Dual Compartment Housing)

- Switch Type: CAM Driven Snap Action Bistable Switch; DPDT
- Contact Ratings: 10 AMP resistive, 1/4 HP at 125 or 250 VAC; 1/2 AMP at 125 VDC, 1/4 AMP at 250 VDC; Lamp Load Rating: 3 AMP at 125 VAC
- Operating Temperature: -60 to 304°F, Process Temperatures to 800°F with Special Mounting and Insulation Options
- Housing: 316 SS, NEMA 4X (Type 4X)
- Hermetically Sealed Switch Compartment
- Designed to Meet:
 - Intrinsically Safe: Class I, Division I, Groups A-G
 - Explosion Proof: Class I, Division 1, Groups A-D



◀ PS45 Pneumatic Switch

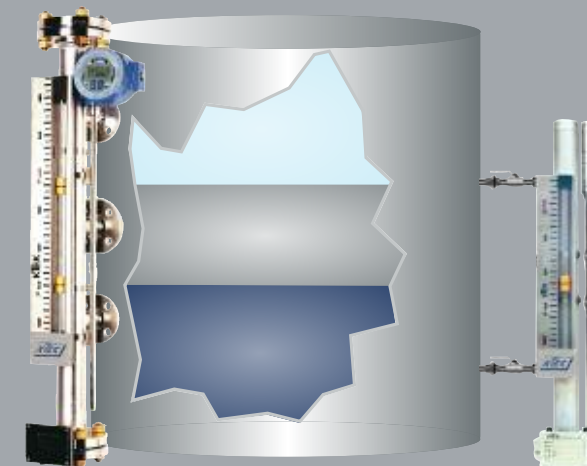
- Supply Pressure: 1 to 100 PSIG
- Flow Rate: 20 SCFM at 100 PSIG
- Zero Air Consumption
- Operating Temperature: 0 to 180°F, Maximum Process Temperatures to 750°F with Special Mounting and Insulation Options
- Housing: NEMA 4X SS

KM26 Magnetic Liquid Level Gauge Interface Capabilities

Total and Interface Level

- Min. of .03▲SG
- Any Number of Process Connections
- Multiple Floats & Indicators

KM26 WITH AT200 TRANSMITTER



Interface Level

- Min. of .03▲SG
- 2 Process Connections Min.
- Any Fluids
- Available with Heat Tracing and Insulation

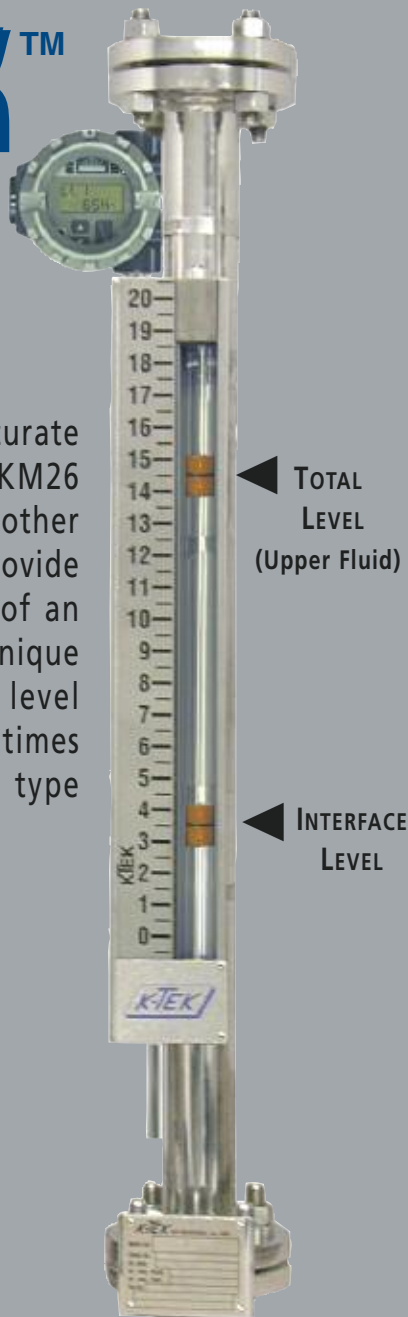
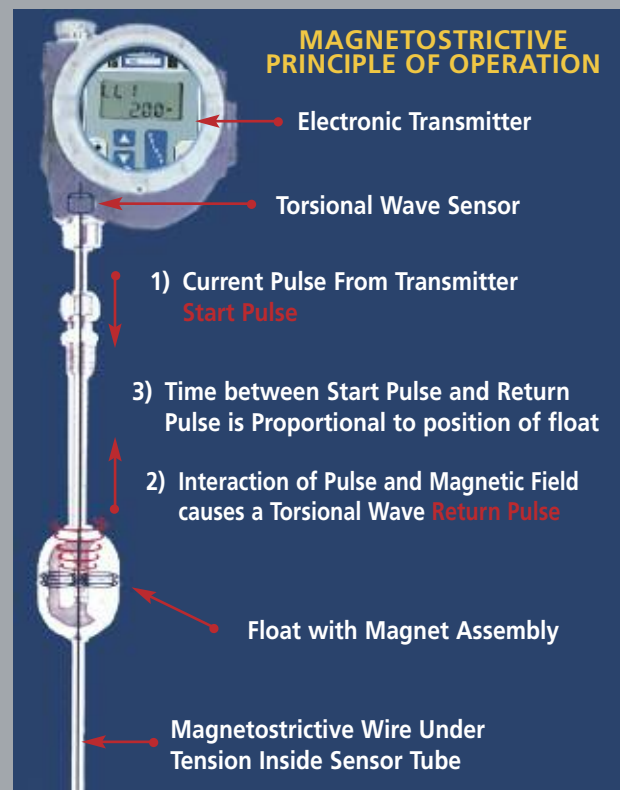
KM26S WITH AT600 TRANSMITTER

AccuTrak™

AT200 Level Transmitters Non-Contact Level Transmission

The Ultimate Level Measurement System:

The K-TEK AT200 and AT600 are highly accurate devices designed to be used with the KM26 Magnetic Liquid Level Gauge Series, or any other Magnetic Level Gauge. It is designed to provide continuous level indication, and transmission of an analog signal for monitoring or control. The unique magnetostrictive design allows increased level sensing resolution, which is more than 100 times greater than a conventional reed switch type sensing device.



KM26S shown with AT200

Also available:

- AT600 Low Cost Magnetostrictive Level Transmitter
- RLT200 Reed Switch Level Transmitter

Specifications

Electronic Transmitter:

Housing Type:
Explosion Proof Epoxy Coated Cast Aluminum, Dual Compartment Housing

Repeatability:

.005% of Full Scale or .015", Whichever is Greater

Non-linearity:

.01% of Full Scale or .035", Whichever is Greater

Accuracy:

.01% of Full Scale or .050", Whichever is Greater

Loop Supply Voltage:

13.5 to 36 VDC

Polarity Protection:

Diode in Series with Loop

Output:

Standard 4-20 mA
Manual Field Calibration with SPAN and ZERO Pushbuttons
HART Protocol Option
Honeywell DE Option
Foundation Fieldbus Option
AMS Aware

Damping:

Field Adjustable by Means of Pushbuttons. Range: .1 to 36 Seconds

Burnout:

Jumper Selectable Upscale (21 mA) or Downscale (3.6 mA)

Operation Temperature:

Electronic: -40 to 170°F / -40 to 77°C

Humidity:

0 to 100% R.H. Non Condensing

Sensor Tube:

Material:
316 Stainless Steel Standard (For Other Materials Consult Factory)

Operating Temperature:

-320 to 800°F (-195 to 427°C) with Options

Measuring Range:

AT200: 1 to 50 ft. (.3 to 15m)
AT600: 1 to 16 ft (.3 to 4.9m)

Indicators

Shuttle and Bargraph Indicators are Available with the Following:

- Process Temp to 1000°F/538°C
- Hermetically Sealed Tube
- Fluorescent Shuttle Indicator
- Magnetically Interlocked Bargraph Indicator for Vibration Resistance
- Standard or Custom Rulers in Stainless Steel or Plastic
- Metric, US Units, or Custom
- Field Replaceable



Float Design and Construction

Our Floats are Individually Engineered for Each Application with the Following:

- Minimum Positive Buoyancy of 75 grams
- Magnetic Ring Placed at Liquid Level
- Indicated Level is the True Level
- Hermetically Sealed, No Vents
- 360° Magnetic Ring
- Coated Floats (Halar, Tefzel, Teflon-S)

360°
MAGNETIC
RING



TEFLON-S
COATED



Before K-TEK



After K-TEK

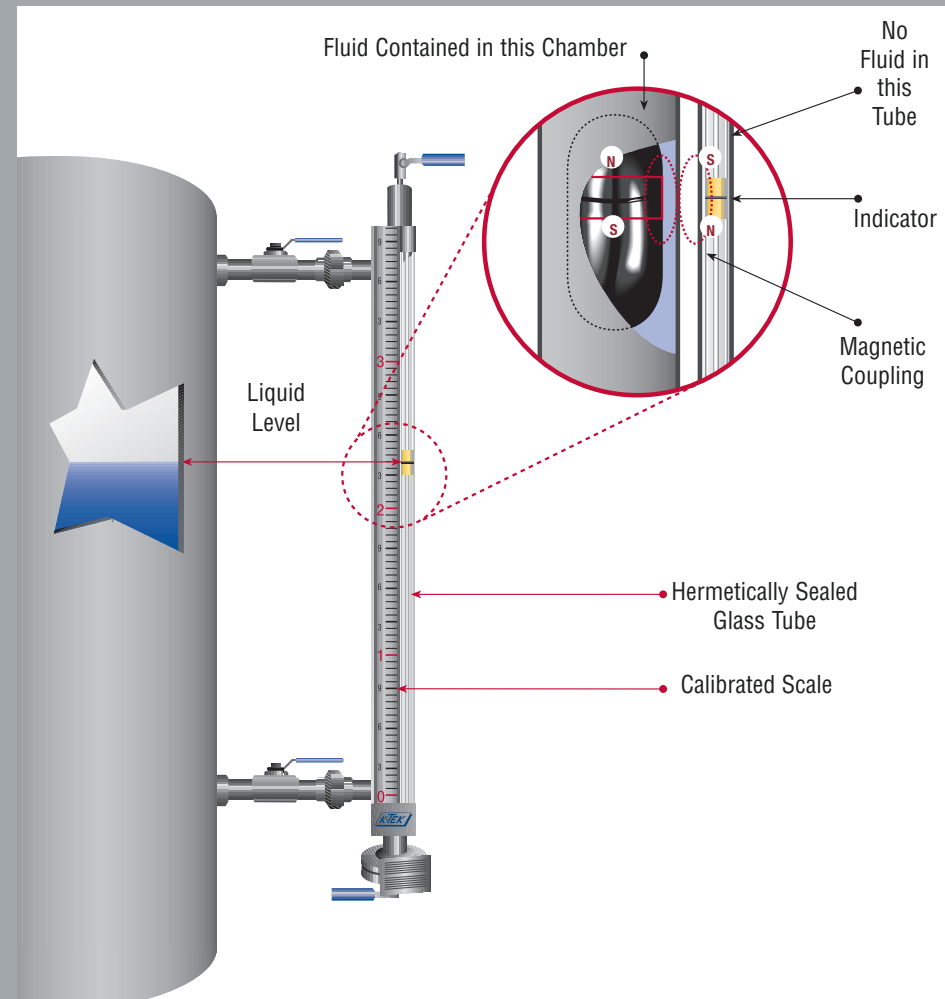


Replacement of the Instrument Bridle with a K-TEK KM26, Three MS40 Switches and Two PS35 Switches Eliminates:

- 15 Valves
- 43 Pipe Fittings
- 103 Threaded Joints
- Two Gauge Glasses Including 16 U-Bolts and Nuts
- Many Possible Leaks and Fugitive Emissions
- Readability Problems with Gauge Glasses

K-TEK KM26 Magnetic Liquid Level Gauges are Fabricated to Suit Specific Process Requirements

Please See Our Configuration Guide for Details.



Principle of Operation

A hermetically sealed float with an internal magnetic ring is housed in a non-magnetic float chamber. The float will move up and down in the chamber as level rises or falls in the vessel on which it is attached.

A magnetic, highly visible "shuttle" or bargraph indicator, encapsulated in a hermetically sealed glass tube, is attached in a scale housing to the outside of the float chamber. It indicates the liquid or interface level without being in contact with the process fluid.

K-TEK floats are designed and weighted so that the center of the magnet assembly is at the true fluid level for absolute accuracy.

Coating, plating, fouling, fugitive emissions and leaks of hazardous material problems are eliminated.

Problems with colorless or dirty fluids are solved since the indicator is non-contact.

No gauge glasses to clean. No leaks to repair.

K-TEK's KM26 Magnetic Liquid Level Gauge Customer Benefits:

- Lowest Installed Cost
- Lowest Maintenance Cost
- Lowest Engineering Cost
- Highest Visibility
- Safest Installation
- 5 Year Warranty
- All Gauges are Designed to ASME Code
- All Welding by Code Certified Welders



Corrosive/ Low Cost Unit

- PVC, CPVC, Polypropylene or Kynar Construction
- Pressures to 50 PSIG (3.5 kg/cm²)
- Temperatures to 210°F (99°C)



Heat Traced & Hi-Temp Insulation

- Electrical or Steam Heat Tracing
- Removable Insulation



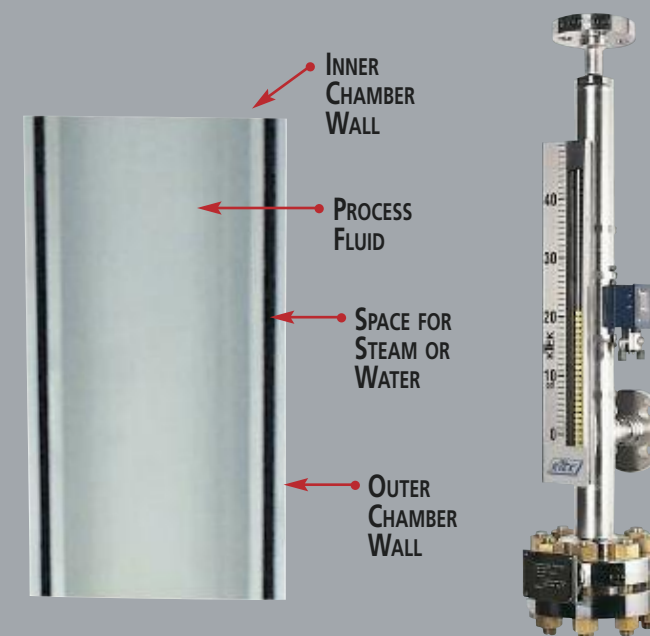
Low Temp Insulation

- Temperatures to -320°F (-195°C)
- Lexan Frost Extensions Available



KM26T Top Mount

- Total or Interface Level
- Optional Transmitters or Switches
- Optional Stilling Wells



Steam or Water Jacket

- Double Walled Chamber for Steam or Hot Water Jacketing

High Pressure

- Flange Ratings to 2,500 ANSI
- Piping to ANSI 600# Class

OPTIONS INCLUDE:

- TOP MOUNTING
- MAGNETIC LEVEL SWITCHES
- ACCUTRAK™ LEVEL TRANSMITTERS
- ADDITIONAL PROCESS OR INSTRUMENT CONNECTION
- ELECTRIC OR STEAM HEAT TRACING
- STEAM OR WATER JACKET
- HIGH TEMPERATURE INSULATION
- LOW TEMPERATURE INSULATION
- INDICATOR FROST EXTENSIONS
- HIGH VIBRATION PROCESS CONNECTIONS
- DRAIN, VENT & ISOLATION VALVES
- MAGNETIC PARTICLE TRAPS

TESTING AND CERTIFICATIONS AVAILABLE INCLUDE:

- RADIOGRAPHIC EXAMINATION
- LIQUID DYE PENETRANT EXAMINATION
- HYDROSTATIC EXAMINATION
- PMI MATERIAL CERTIFICATION
- ASME "U," "UM," OR "S" STAMP
- THIRD PARTY INSPECTION

Typical Industries:

- Oil Production and Refining Facilities
- Petrochemical Plants
- Chemical Plants
- Gas Plants
- Power Plants
- Water and Waste Water Treatment
- Food and Beverage
- Pharmaceutical
- Pulp and Paper
- Liquor Production
- Biotech
- Semi Conductor

Typical Applications:

- Oil
- Water
- Oil and Water Interface
- Acids - Hydrofluoric, Hydrochloric, Nitric, Sulfuric, etc.
- Refined Petrochemical - Gasoline, Propane, Butane, Ethylene, etc.
- Solvents - Acetone, Toluene, Xylene, Naptha
- Gas Condensate
- Heat Transfer Fluids - Dowtherm, Therminol, Glycol
- Black, Green and Red Liquor
- Refrigerants
- Alcohols
- Caustics
- Chlorine
- Steam Condensate - Boiler Feedwater Heater, Boiler Drum Level Control
- Bitumen
- Vacuum Tower Bottoms
- Ammonia
- Liquid Sulphur
- Most Liquid to Liquid Interfaces