

WESTERN STATES High Performance Continuous Centrifugals



For over 90 years, **WESTERN STATES** has been the leader in sugar separation technology, installing over 6,000 original **Roberts™ Centrifugals** and the latest generation **TITAN™ Centrifugals**. Our centrifugal designs provide superior performance, reliability and ease of maintenance. Our experienced team of service technicians and engineers are on call 24 hours a day and are ready to service our customers throughout the world. The bottom line is the highest possible **Return On Investment** for our customers.



TITAN Continuous Centrifugal

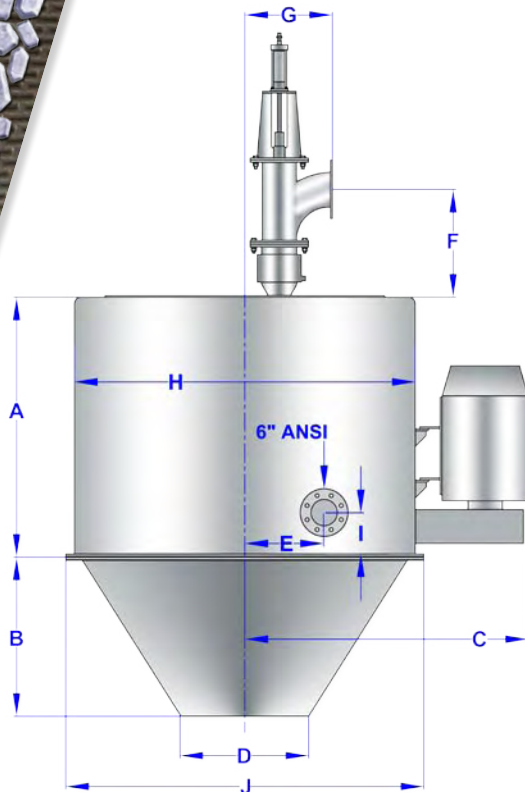
MODEL	TITAN-1100	TITAN-1300	TITAN-1400
Basket Diameter (mm)	1100	1300	1400
Maximum G-Force	2,460	2,907	3,131
HP	100*	125*	150
Capacity TPH "B" & Affination	28 - 36	40 - 46	44 - 50
Capacity TPH "C"	14 - 21	18 - 25	22 - 28

*higher HP available for increased capacity

DIMENSIONS	inches		mm		inches		mm	
A	50.75	1289	60.00	1524	63.00	1600		
B	37.00	940	37.00	940	47.62	1210		
C	69.60	1768	80.25	2038	91.91	2335		
D	29.53	750	29.53	750	36.19	919		
E	12.50	318	35.00	889	0.00	0		
F	25.81	656	25.81	656	27.06	687		
G	19.90	505	19.90	505	21.44	545		
H	78.75	2000	78.75	2000	94.50	2400		
I	9.25	235	14.35	364	9.50	241		
J	41.12	1044	30.00	762	52.10	1323		

Approximate Weight	lbs.		kgs.		lbs.		kgs.	
	9,500	4,300	11,500	5,200	14,000	6,400		

Specifications and dimension are for general information only and should not be used for any specific design or application. Actual capacities will vary with product characteristics, available feed rate and utilities. Specifications and dimensions may change without notice.



The TITAN CONTINUOUS CENTRIFUGAL represents the *state-of-the-art* in sugar separation technology providing complete massecuite conditioning, high capacity, high crystal purity, low molasses purity rise and high mechanical reliability.

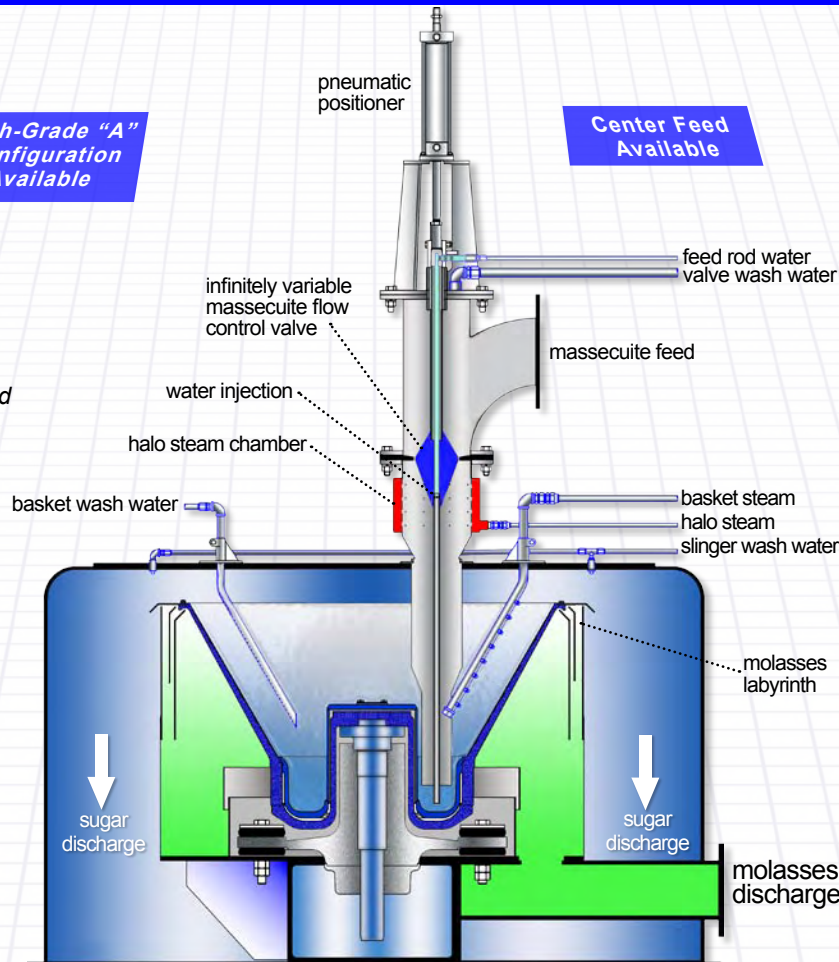



High-Grade "A" Configuration Available

Our **one-piece cast stainless steel basket** is at the heart of every TITAN Continuous Centrifugal. This extremely strong casting allows the machining of horizontal grooves and drainage holes at the bottom, middle and top of the basket to provide maximum molasses drainage, efficient separation and high capacity.

Quality screens

of the optimal slot size and percent open area are critical to the performance of a continuous centrifugal. All of our screens are matched and balanced.



Automatic Closed-Loop Controller: Adjusts Feed Valve Position in response to motor load in order to maintain constant massecuite flow. *Optional soft-start package.*

Electronic Instrumentation Package Option:

local or remote digital readout for temperature flow & pressure

Heavy-duty greased spindle bearings and multi-point elastomeric suspension provide superior running stability and low maintenance.



THE WESTERN STATES MACHINE COMPANY

P.O. Box 327, Hamilton, Ohio 45012-0327 U.S.A.

Phone 513.863.4758 · Fax 513.863.3846

sales@westernstates.com · www.westernstates.com

